

# Accessing the Learning Management System tool

## Background:

The VMware Cloud Provider Program has a learning tool in Business Portal accessible to Service Providers for education regarding policies, processes, and sales enablement increase the knowledge in our Service Provider community. In this document, you will learn step by step how to access the Learning Management tool in the Business Portal.

1. Login to Business Portal: Use your Business Portal User ID and password to enter Business Portal ( [vmware.iasse.com](http://vmware.iasse.com) ). If you don't have access, please contact your internal Business Portal point of contact to grant access.

2. On your page, locate the tab “LMS” and click on it



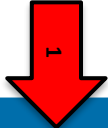
3. This is the learning management dashboard. Here you will be able to see all the learning modules available and its current status. The description and explanation of the statuses is:

# Accessing the Learning Management System tool

- a. In Progress: means that the user has clicked on the learning module but hasn't completed the module
- b. Subscribed: Module hasn't been started by the user



## Learning Home



My Learning		Progress	Start Date	Due Date
<a href="#">Launch</a>	Mobility/WorkspaceONE Aggregator Enablement	In Progress	11/09/2017 8:53 PM	
<a href="#">Launch</a>	Aggregator Product Deal Registration Process	Subscribed	23/02/2016 11:58 PM	
<a href="#">Launch</a>	vCAN Aggregator Onboarding Training	Subscribed	10/02/2017 5:44 PM	
<a href="#">Launch</a>	MSP Aggregator Overview	Subscribed	16/03/2017 5:44 PM	
<a href="#">Launch</a>	NSX 8 and 9 Point Bundle Sales Enablement	Subscribed	16/03/2017 5:51 PM	
<a href="#">Launch</a>	vCloud Availability Services Sales Enablement	Subscribed	16/03/2017 5:54 PM	
<a href="#">Launch</a>	MSP Mobility Program Overview	Subscribed	16/03/2017 5:58 PM	
<a href="#">Launch</a>	VMware vCAN Cloud Solution Storefront	Subscribed	29/03/2017 5:17 PM	
<a href="#">Launch</a>	vSAN Aggregator Sales Enablement Webcast – May 2017	Subscribed	31/05/2017 6:23 PM	
<a href="#">Launch</a>	vSAN Aggregator Sales Enablement Presentation – May 2017	Subscribed	31/05/2017 6:31 PM	



4. To access any learning module, just click on the [Launch](#) button of the desired module. In this example, we have selected the NSX 8 and 9 Point Bundle Sales Enablement learning module.

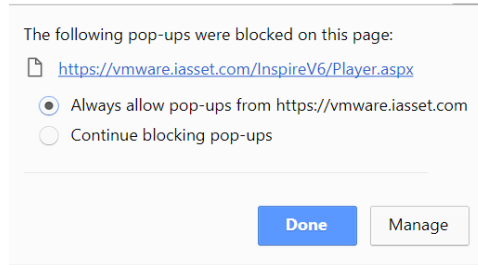
## Learning Home



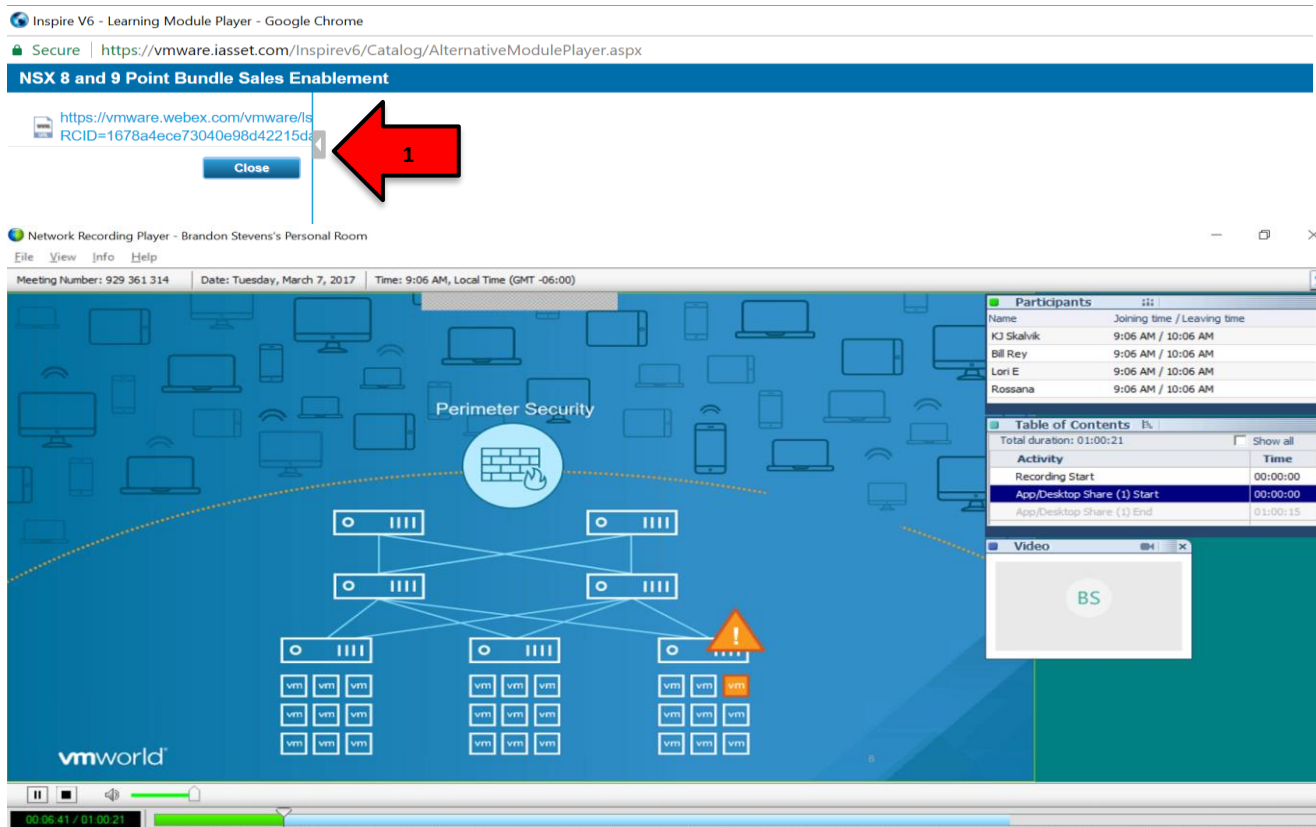
My Learning		Progress	Start Date	Due Date
<a href="#">Launch</a>	Mobility/WorkspaceONE Aggregator Enablement	In Progress	11/09/2017 8:53 PM	
<a href="#">Launch</a>	Aggregator Product Deal Registration Process	Subscribed	23/02/2016 11:58 PM	
<a href="#">Launch</a>	vCAN Aggregator Onboarding Training	Subscribed	10/02/2017 5:44 PM	
<a href="#">Launch</a>	MSP Aggregator Overview	Subscribed	16/03/2017 5:44 PM	
<a href="#">Launch</a>	NSX 8 and 9 Point Bundle Sales Enablement	Subscribed	16/03/2017 5:51 PM	

# Accessing the Learning Management System tool

5. The learning module player will show up. If nothing happens after you click on the  button, please check that your browser is allowing the pop up  to show up in order the content of the module loads.



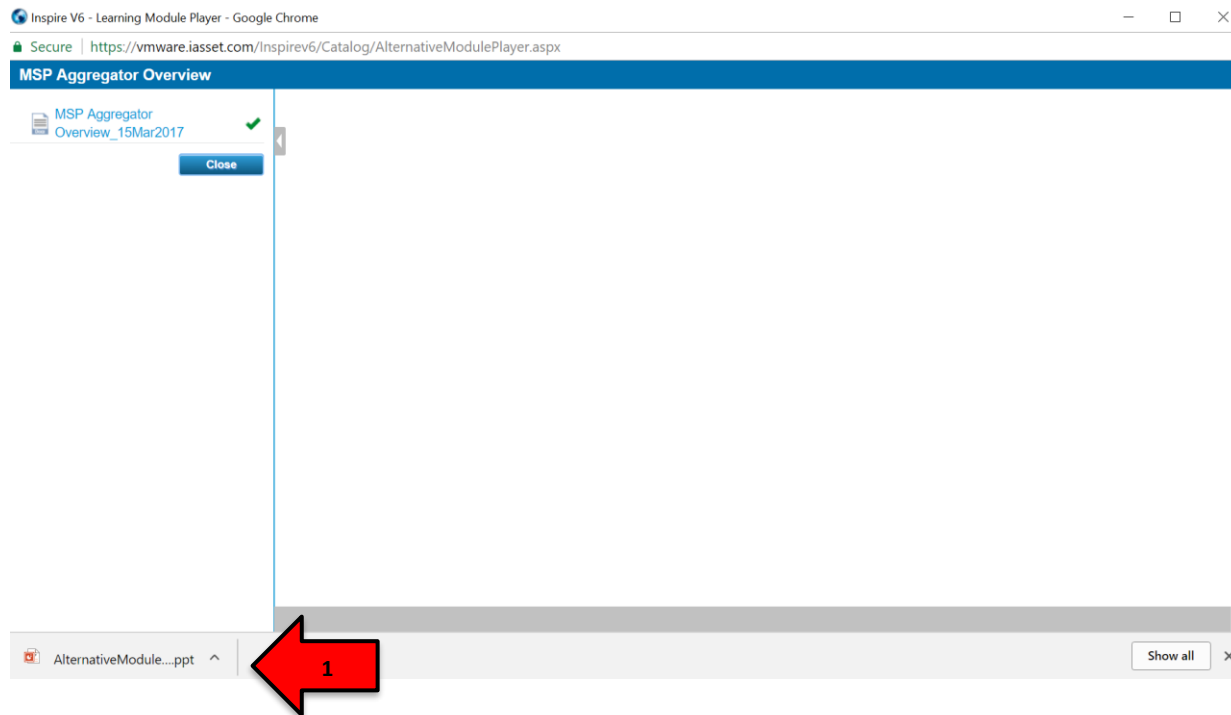
6. On the learning module player window, click on the link that shows on the left-up corner. This will load the content of the module, in this specific case, the recording player. Please note this can take some minutes to load



The screenshot shows a browser window titled "Inspire V6 - Learning Module Player - Google Chrome". The address bar shows the URL: <https://vmware.iasset.com/InspireV6/Catalog/AlternativeModulePlayer.aspx>. The page title is "NSX 8 and 9 Point Bundle Sales Enablement". A red arrow labeled "1" points to a link in the top left corner: <https://vmware.webex.com/vmware/...>. Below the browser window, a "Network Recording Player" window is open, displaying a network diagram titled "Perimeter Security" with various network devices and a "vmworld" logo. The recording player interface includes a "Participants" list, a "Table of Contents" showing activities like "Recording Start" and "App/Desktop Share (1) Start", and a "Video" player showing a "BS" logo. The recording player window also shows a meeting number (929 361 314), date (Tuesday, March 7, 2017), and time (9:06 AM, Local Time (GMT -06:00)).

# Accessing the Learning Management System tool

6.1 Please note that the learning module player might have other type of documents such as PDF, PPT webex recordings or others, as showed below



7. To return to Business Portal page, just click on [iasset.com PLM](#) tab